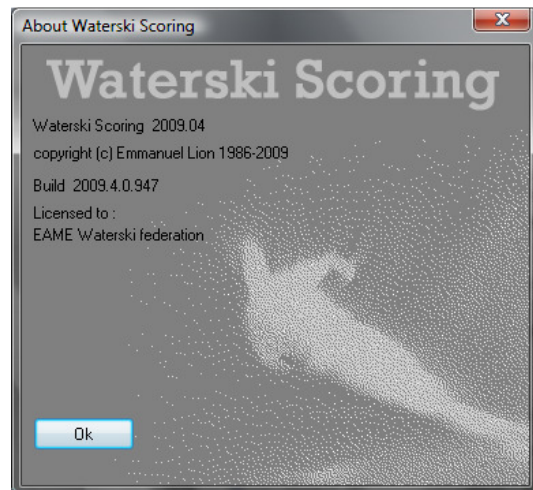



# Waterski Scoring

## Publishing Live Results



## Contents

| Item   | Page No. |
|--|----------|
| <a href="#">TEST &amp; LIVE Website Environments</a>               | 2        |
| <a href="#">Setting Up Your Competition</a>                        | 3        |
| <a href="#">Publishing On The Web</a>                              | 4        |
| <a href="#">List Of Participants</a>                               | 6        |
| <a href="#">Start Lists</a>  | 7        |
| <a href="#">Live Results</a>                                       | 8        |
| <a href="#">Event Results / Individual Classification</a>          | 9        |
| <a href="#">Team Classifications</a>                               | 10       |
| <a href="#">Podiums</a>  | 11       |
| <a href="#">Publishing Final Results &amp; Competition Dossier</a> | 13       |

## TEST & LIVE Website Environments

The competition code you use in your Waterski Scoring Competition File will determine the area of the website that your competition results are published.

It is important that any test files you create are **ONLY** published to the **TEST ENVIRONMENT!**

- Live Competitions – website: <http://waterski.online.fr/>
- Competition Code format: **YYCODE###**  
**YY** = Year  
**CODE** = Country Code / EAME / IWSF  
**###** = Competition Number
- Examples:  
2009 EAME Competition #1 = **09EAME01**  
2009 GBR Competition #3 = **09GBR003**  
2009 IWSF Competition #2 = **09IWSF02**
- Test Competitions – website: <http://waterski.online.fr/index.php?rg=test>
- Competition Code format: **YYTEST###**  
**YY** = Year  
**TEST** = Country Code – Using ‘TEST’ identifies the competition as a test file  
**###** = Competition Number
- Example:  
2009 Test Competition #21 = **09TEST21**

## Setting Up Your Competition

- Run 'Setup Assistant...' as normal taking special care to get the title of the competition correct and also the dates that it will run.
  - EAME Team Championships
  - EAME Open Championships
  - EAME Under 21 Championships
  - EAME Youth Championships
  - EAME Veteran Championships
- Make a note of the competition code and keep it near you.
- One of the most important issues when publishing **LIVE** results on the internet is to get the competition schedule correct.
- Use the 'EVENTS SCHEDULE' to do this as soon as the exact time schedule has been agreed by the Chief Judge.

*Note: If you experience bad weather or any other issues that affect the competition schedule you will need to REVISE your original events schedule with what you "think" should happen.*

| Nr | Day      | Time      | Lake | Event name                                 | Round       | Event  | Homologation | Judges | Slalom Start | Jumps | Comments |
|----|----------|-----------|------|--|-------------|--------|--------------|--------|--------------|-------|----------|
| 1  | Friday   | 09:00     |      | Under 21 Ladies Serie 2 Slalom Preliminary | Preliminary | Slalom | World record | 5      | 55/18.25     |       |          |
| 2  | Friday   | Following |      | Under 21 Ladies Serie 1 Slalom Preliminary | Preliminary | Slalom | World record | 5      | 55/18.25     |       |          |
| 3  | Friday   | 10:00     |      | Under 21 Men Serie 4 Slalom Preliminary    | Preliminary | Slalom | World record | 5      | 58/18.25     |       |          |
| 4  | Friday   | Following |      | Under 21 Men Serie 3 Slalom Preliminary    | Preliminary | Slalom | World record | 5      | 58/18.25     |       |          |
| 5  | Friday   | Following |      | Under 21 Men Serie 2 Slalom Preliminary    | Preliminary | Slalom | World record | 5      | 58/18.25     |       |          |
| 6  | Friday   | Following |      | Under 21 Men Serie 1 Slalom Preliminary    | Preliminary | Slalom | World record | 5      | 58/18.25     |       |          |
| 7  | Friday   | 13:00     |      | Under 21 Ladies Jump Preliminary           | Preliminary | Jump   | World record | 5      |              | 3     |          |
| 8  | Friday   | 14:30     |      | Under 21 Men Serie 3 Jump Preliminary      | Preliminary | Jump   | World record | 5      |              | 3     |          |
| 9  | Friday   | Following |      | Under 21 Men Serie 2 Jump Preliminary      | Preliminary | Jump   | World record | 5      |              | 3     |          |
| 10 | Friday   | Following |      | Under 21 Men Serie 1 Jump Preliminary      | Preliminary | Jump   | World record | 5      |              | 3     |          |
| 11 | Saturday | 10:00     |      | Under 21 Men Serie 3 Tricks Preliminary    | Preliminary | Tricks | World record | 5      |              |       |          |
| 12 | Saturday | Following |      | Under 21 Men Serie 2 Tricks Preliminary    | Preliminary | Tricks | World record | 5      |              |       |          |
| 13 | Saturday | Following |      | Under 21 Men Serie 1 Tricks Preliminary    | Preliminary | Tricks | World record | 5      |              |       |          |
| 14 | Saturday | 09:00     |      | Under 21 Ladies Tricks Preliminary         | Preliminary | Tricks | World record | 5      |              |       |          |
| 15 | Sunday   | 09:00     |      | Under 21 Ladies Slalom Final               | Final       | Slalom | World record | 5      |              |       |          |
| 16 | Sunday   | Following |      | Under 21 Men Slalom Final                  | Final       | Slalom | World record | 5      |              |       |          |
| 17 | Sunday   | Following |      | Under 21 Ladies Tricks Final               | Final       | Tricks | World record | 5      |              |       |          |
| 18 | Sunday   | Following |      | Under 21 Men Tricks Final                  | Final       | Tricks | World record | 5      |              |       |          |

Event scheduled on: Friday at: 09:00 Lake: Homologation: World record

Displayed Time: (Time) 09:00 Round: Preliminary Final type: Event: Slalom Mode: Normal Number of judges: 5 Slalom starting speed: 55/18.25

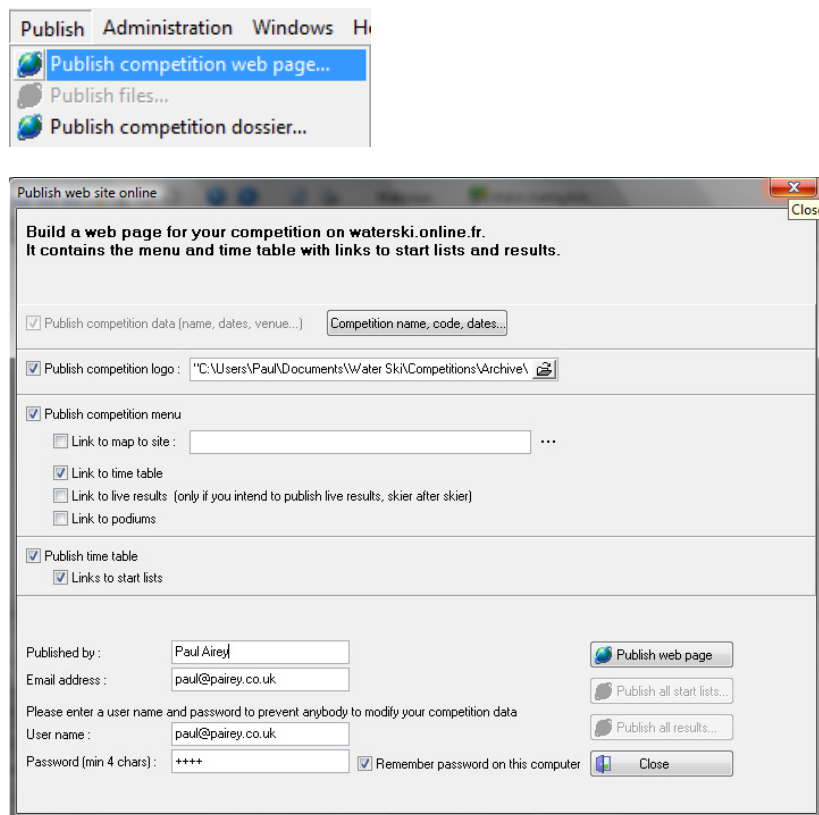
Selection: Under 21 Ladies Serie 2 Number of jumps: 0

Event Name: (Selection) (Event) (Round) (Filter) Displayed Event: Under 21 Ladies Serie 2 Slalom Preliminary Comments:

Before you think about publishing your schedule on the web where everyone can see it, check it in 'Print Preview' so that you are happy with how it looks. This way, if any of the ordering is incorrect, it can be amended before publishing.

## Publishing On The Web

Select 'Publish competition web page...' from the 'Publish' menu.

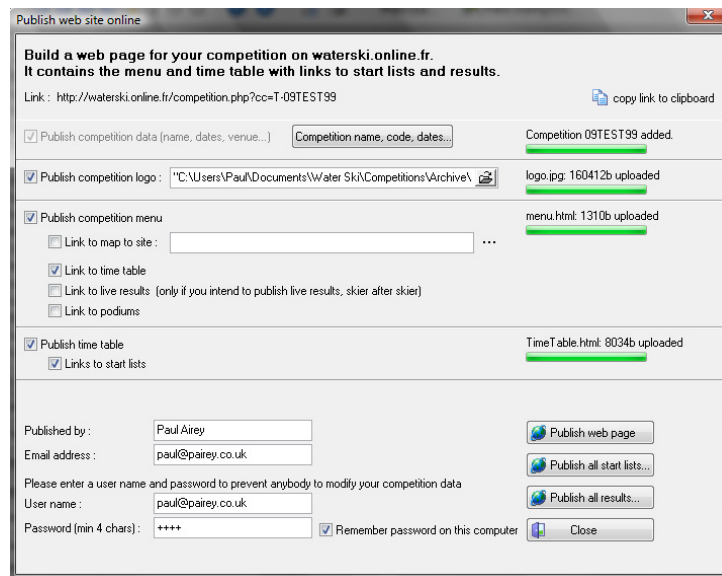


- Publish competition data: You can check the competition details by clicking on the top button. *This publishes the competition details to the web*
- Publish competition logo: If you have a logo tick this box and browse for the image *This adds the logo to the competition details on the web*
- Publish competition menu: *This adds the menu items for the competition classifications*
  - Link to map to site: *This allows you to add the location using Google Maps*
  - Link to time table: *This adds the menu items for the time table and start lists, and the list of participants*
  - Link to live results: *Select this if you want to publish live results, skier after skier*
  - Link to podiums: *This allows you to list the podiums – normally at the end of the event*
- Publish time table: *This publishes the events schedule into the time table section*
  - Links to start lists: *This adds a link next to each event in the schedule for the start list for that event*
- Published by: *Your name*
- Email address: *Email address*
- User name: *Enter a user name, for ease I use my email address*
- Password: *Enter a password you can remember – ensure the remember password box is ticked just in case!*

Once you have selected the items you require, click on 'Publish Web Page' for your details to be published on the website. <http://waterski.online.fr>

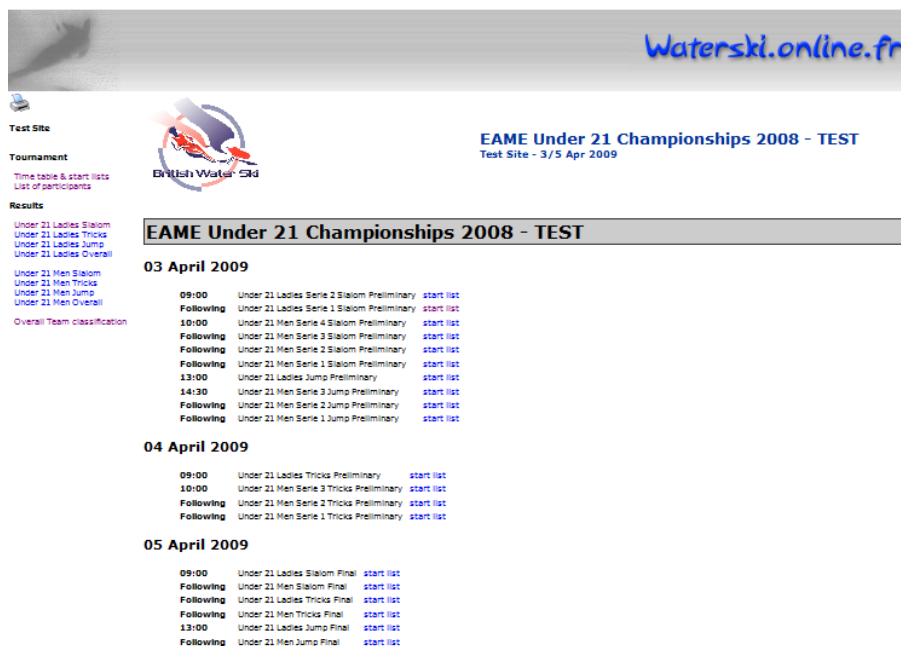
*Please note: You can come back to this menu at any time to add additional items. Removing items does not remove the page although it does remove the associated link.*

Once the items you have selected have been published you will see the green progress bars to the right of each section.



If you want to view what you've published either click on the link at the top of the 'Publish web site online' window, or copy the link and paste it into your browser.

*It should look something like this:*



*It's a good idea to get into the habit of checking what you have published. If you're already on your event web page, press F5 in your browser (Internet Explorer/Firefox) to update your changes*

## List Of Participants

### Tournament

[Time table & start lists](#)  
[List of participants](#)

### Results

[Under 21 Ladies Slalom](#)  
[Under 21 Ladies Tricks](#)  
[Under 21 Ladies Jump](#)  
[Under 21 Ladies Overall](#)

[Under 21 Men Slalom](#)  
[Under 21 Men Tricks](#)  
[Under 21 Men Jump](#)  
[Under 21 Men Overall](#)

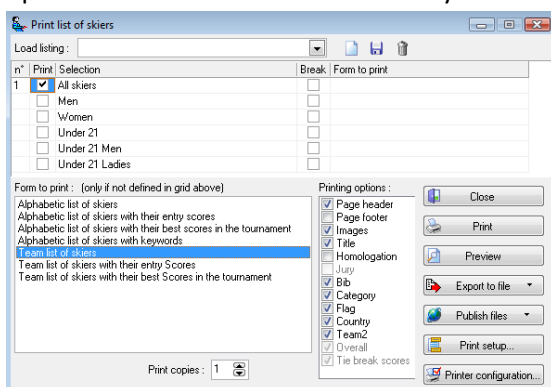
### Overall Team classification

On the website, on the left hand navigator, you will see a link to the 'List of participants'.

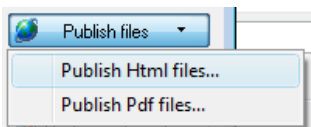
This doesn't automatically get published when you publish the competition initially.

To do this:

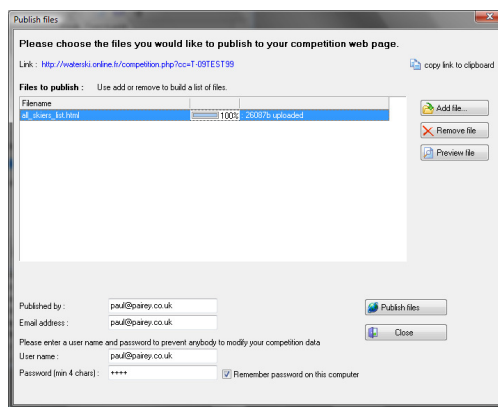
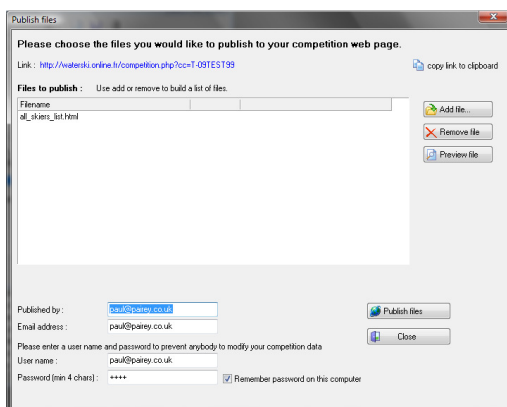
- Add all of the skiers that are competing at the event
- Open the 'Print -> lists of skiers...' as you would normally



- Make sure you select 'All skiers' (*The link on the website doesn't work otherwise*)
- Click 'Preview' to view the list as you would normally to check everything is okay
- Click 'Publish files', then 'Publish Html files...'

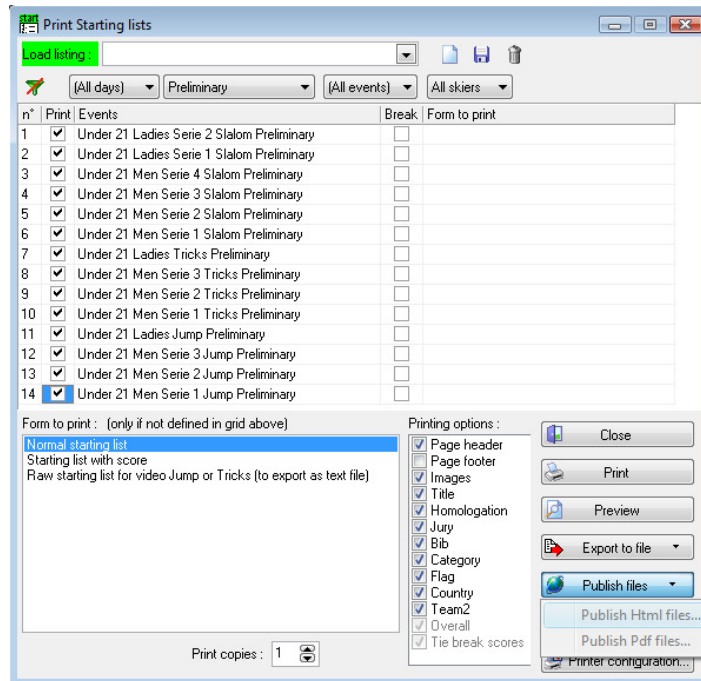


- The 'Publish files' window will then appear
- You will see the file 'all\_skiers\_list.html' in the list  
*If you want to preview it in html click 'Preview File'*
- To publish the list of skiers to the website click 'Publish Files'  
*You will then see then progress bar move to 100% showing that it's been published*
- The list of skiers can now be viewed by clicking 'List of participants' on the web page

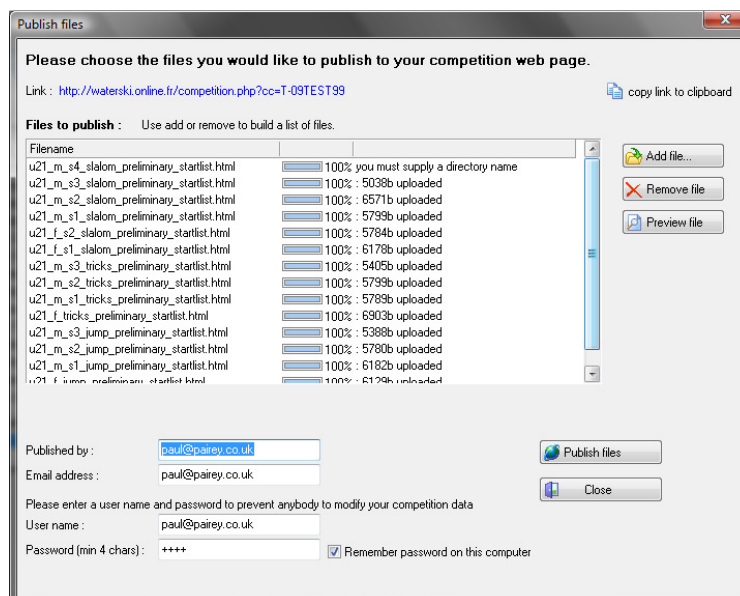


## Start Lists

- Produce your start lists as you would normally
- Open the 'Print -> Starting lists...' as if you were about to print them
- Select the relevant events – *in this case all of the preliminary events*
- Click 'Preview' to check everything looks okay
- Click 'Publish files', then 'Publish Html files...'



- The 'Publish files' window will then appear
- You will see all of the selected start list html files in the list  
*If you want to preview it in html click 'Preview File'*
- To publish the start lists to the website click 'Publish Files'  
*You will then see then progress bar move to 100% against each list that's been published*
- The start lists can now be viewed by clicking 'start list' against the relevant event

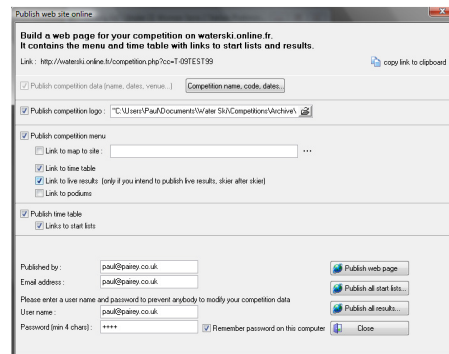



## Live Results

If you want to publish live results you must ensure that this is selected in the 'Publish competition web page...' dialog window when you published the competition web page.

If you haven't already done this:

- Select 'Publish -> Publish competition web page...'
- Ensure 'Link to live results' is ticked
- Click 'Publish web page'
- If you refresh the web page you will notice a 'Live results' link is now visible



- Once you've finished entering the score for the current skier click on the  web icon
- Click 'OK' when the 'LiveStart.html published' dialog box appears
- This then uploads the score to the live results section


*It's a good idea to keep your internet browser open when publishing Live Results*

*That way you can check the information is correct – press F5 to refresh the web page...*

| Start | 8 skiers                | Team | Score         |
|-------|-------------------------|------|---------------|
| 1     | Sukhotin Dmitry         | RUS  | 1.50/58/13.00 |
| 2     | Kamyshenko Sergey       | RUS  | 2.00/58/12.00 |
| 3     | Beliakou Herman         | BLR  |               |
| 4     | HadiKyriacos Kyriacos   | CYP  |               |
| 5     | Moreno De Carlos Alvaro | ESP  |               |
| 6     | D'Albeto Lorenzo        | ITA  |               |
| 7     | Vos Danny               | NED  |               |
| 8     | Earl James              | GBR  |               |

| Place | Skier                | Team | Preliminary   | Final |
|-------|----------------------|------|---------------|-------|
| 1     | Giacometti Sebastian | SUI  | 4.50/58/12.00 |       |
| 2     | Bridges Jake         | IRL  | 3.00/58/12.00 |       |
| 3     | Georgiou Andreas     | CYP  | 2.00/58/12.00 |       |
| 3     | Kamyshenko Sergey    | RUS  | 2.00/58/12.00 |       |
| 3     | Lagae Pieter-Jan     | BEL  | 2.00/58/12.00 |       |
| 3     | Lambrou Andreas      | GRE  | 2.00/58/12.00 |       |
| 7     | Lambrou Loukas       | GRE  | 1.00/58/12.00 |       |
| 8     | Xenikos Alexandros   | GRE  | 4.00/58/13.00 |       |
| 9     | Lund Jepsen Mads     | DEN  | 2.50/58/13.00 |       |
| 10    | Sukhotin Dmitry      | RUS  | 1.50/58/13.00 |       |
| 11    | Sebok Zoltan         | HUN  | 0.50/58/18.25 |       |

To ensure all skiers are listed in order of placement you should also publish the Individual Classification results after each skier has completed their turn.

- Open the Individual Classification window (Display -> Individual classification)
- Once you've finished entering the score for the current skier click on the  web icon
- Click 'OK' when the 'LiveStart.html published' dialog box appears
- This then uploads the score to the live results section
- **Continue to do this after each skier to ensure the results are current**

*As the results are live, if you make a mistake you must ensure its corrected as soon as possible*

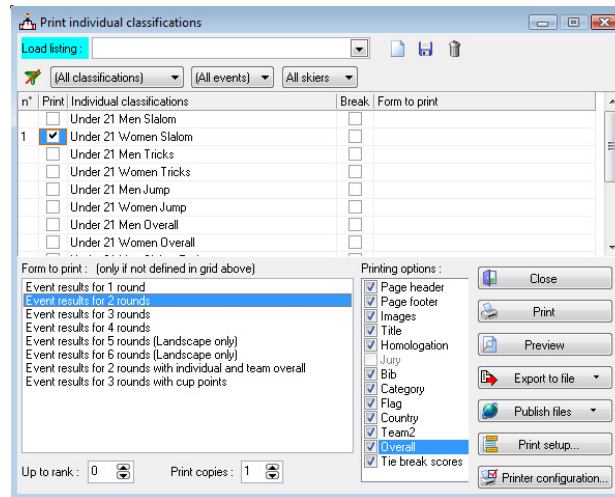
*If you decide you to remove the link to live results, possibly when all the results have been published, this can be done by unselecting the option in the 'Publish competition web page...' dialog window*

## Event Results / Individual Classification

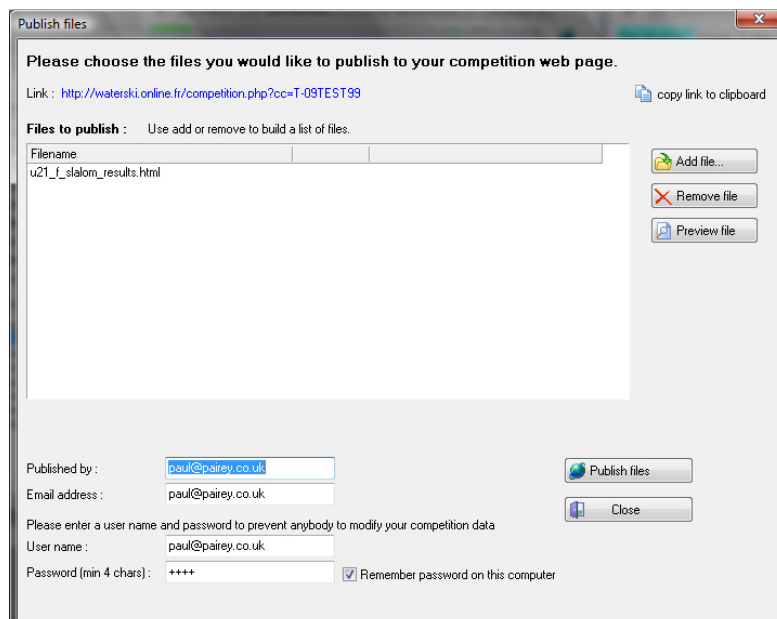
Once the whole event for that category is complete you should publish the event results to the web.

*For example: 'Under 21 Women Slalom' or 'Under 21 Men Slalom'*

- Open the 'Print -> Individual classifications...' as if you're about to print them
- Select the Individual classification(s) that you would like to publish
- Click 'Preview' to check everything looks okay
- Click 'Publish files', then 'Publish Html files...'



- The 'Publish files' window will then appear
- You will see all of the selected individual classification html files in the list  
*If you want to preview it in html click 'Preview File'*
- To publish the individual classifications to the website click 'Publish Files'  
*You will then see then progress bar move to 100% against each list that's been published*
- The individual classifications can now be viewed by clicking on the relevant event / category – *For example 'Under 21 Women Slalom'*

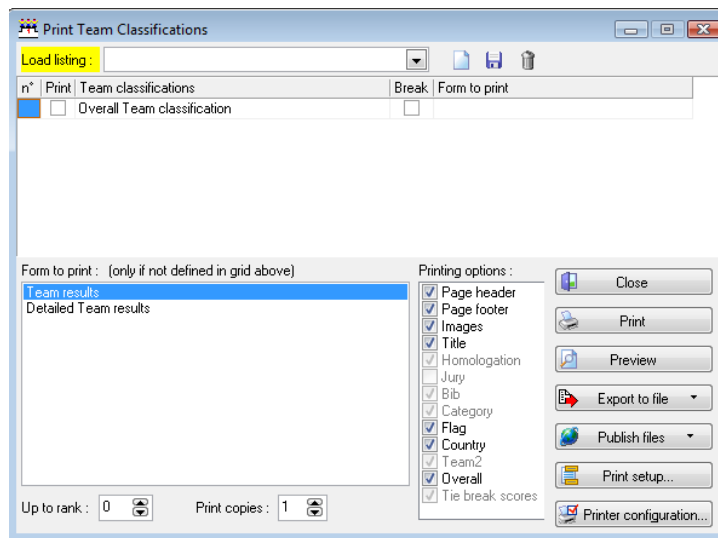


## Team Classifications

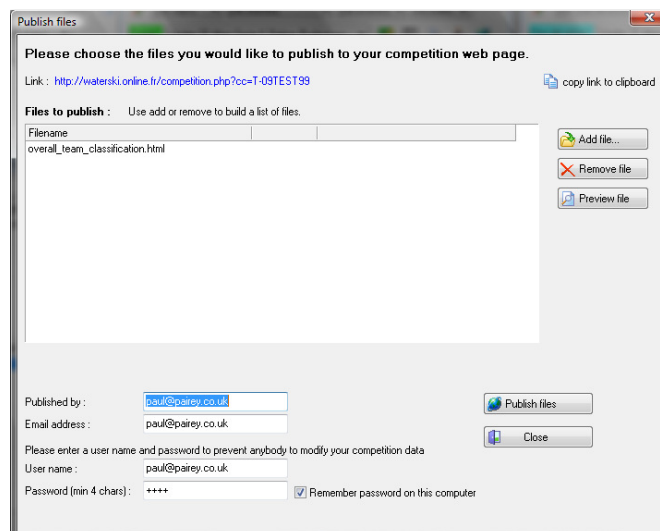
When you are ready, publish the Team Results on to the web.

*This can be either the 'Team results' or the 'Detailed Team results'*

- Open the 'Print -> Team classifications...' as if you're about to print them
- Select the type of results that you would like to publish, standard or detailed
- Click 'Preview' to check everything looks okay
- Click 'Publish files', then 'Publish Html files...'



- The 'Publish files' window will then appear
- You will see the file 'overall\_team\_classification.html' in the list  
*If you want to preview it in html click 'Preview File'*
- To publish the team classification to the website click 'Publish Files'  
*You will then see then progress bar move to 100% against each list that's been published*
- The team classification can now be viewed by clicking on 'Overall Team classification' on the web page

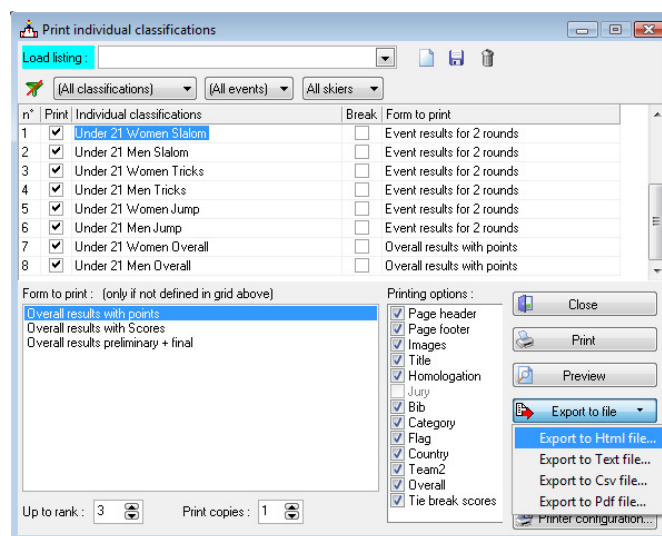


## Podiums

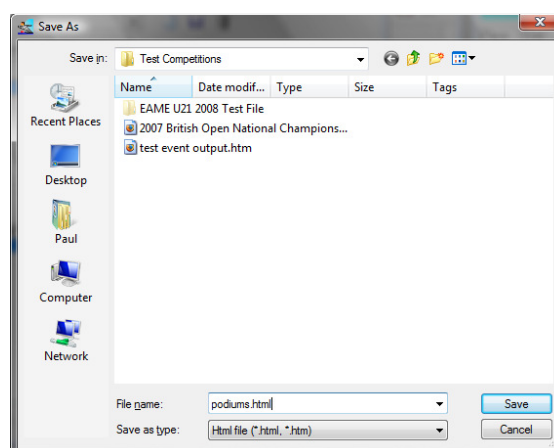
Ensure that you have ticked 'Link to podiums' box in 'Publish competition web page dialog window

Unfortunately this is the only result where you need to create the html file yourself before publishing.

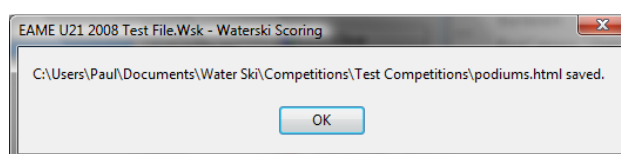
- Open the 'Print -> Individual classifications...' window
- Select all of the events you wish to create podiums for
- Set the up to rank field to 3
- Preview your result to check they're okay
- Select 'Export to file' and then select 'Export to Html file...'



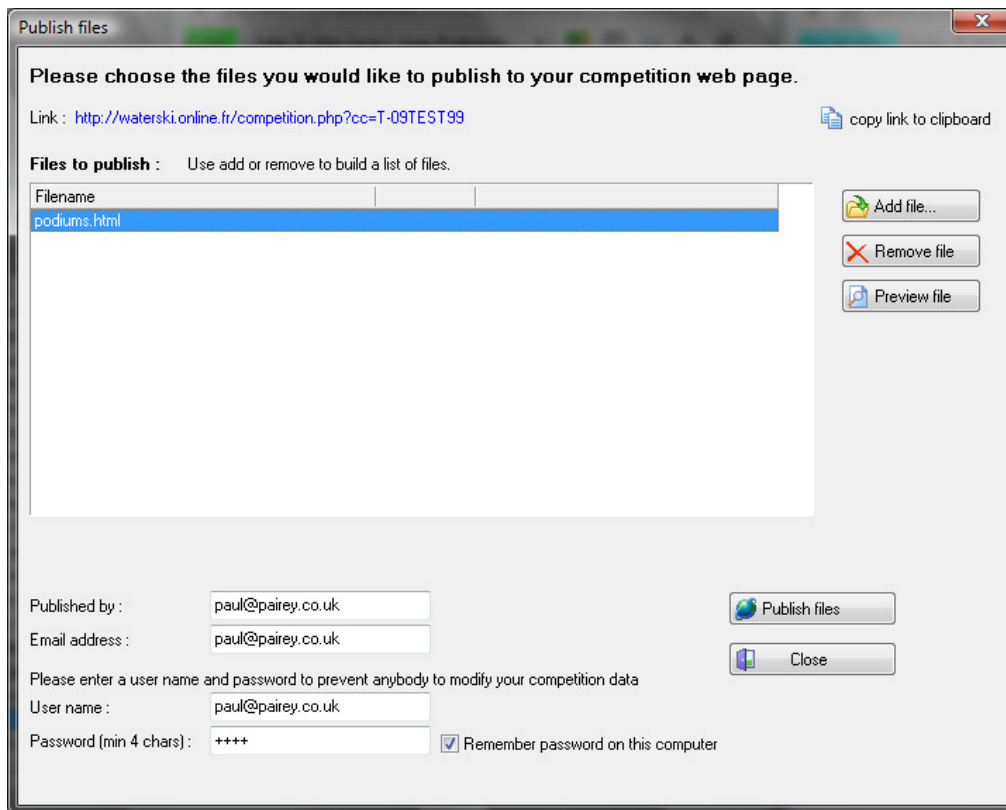
- Select the relevant folder to save the file, ensure the file name is 'podiums.html', click 'Save'



- You will then get a prompt letting you know your file has been saved successfully, click 'OK'



- Select 'Publish files...' from the 'Publish menu
- Click 'Add files...'
- Browse for the 'podiums.html' file that you have just exported, select it and click 'Open'



- Click 'Preview file' to check that you have selected the correct file and that it looks okay
- Click 'Publish files', you will then see the progress bar 100% when the upload has completed

## Publishing Final Results & Competition Dossier

At the end of the competition you may want to publish additional results file along with the competition dossier and homologation files.

To access this select 'Publish competition dossiers...' from the 'Publish' menu

- Publish WST scorebook file: *If you have previously saved the 'IWSF scorebook format' file using 'File -> Save to IWSF scorebook format...' then you can add this file here to be uploaded by browsing for the file here and ticking the tick box*
- Publish WSK waterski scoring file: *To publish the wsk from your competition, select the file here and tick the tick box*
- Publish HTML results file: *To publish a full set of html results browse for the saved \*.html file and ensure the tick box is ticked*
- Publish PDF results file: *To publish a full set of pdf results browse for the saved \*.pdf file and ensure the tick box is ticked*
- Publish HOM homologation file: *To publish the homologation file browse for the saved \*.hom file and ensure the tick box is ticked*
- Once all of the relevant items have been checked click 'Publish dossier' and you will see that the green status bar reaches 100% once each section had uploaded.

The screenshot shows a web application window titled "Publish competition dossier online". The main heading is "Publish the competition dossier to waterski.online.fr. Please choose the files you would like to publish." Below this, there are several rows of options, each with a checkbox, a "Make file..." button, a file path input field, and a status indicator. The first row is checked and shows "Competition name, code, dates..." with a green progress bar and the text "Competition 09TEST99 updated.". The second row is unchecked. The third row is checked and shows "09TEST99.html: 74969b uploaded" with a green progress bar. The fourth row is checked and shows "09TEST99.pdf: 112996b uploaded" with a green progress bar. The fifth row is unchecked. At the bottom, there are input fields for "Published by:" (paul@pairey.co.uk), "Email address:" (paul@pairey.co.uk), "User name:" (paul@pairey.co.uk), and "Password (min 4 chars):" (++++). There are also "Publish dossier" and "Close" buttons, and a checkbox for "Remember password on this computer" which is checked.

- Once your pdf / html results have been published on the web you will see that there is a link next to the competition name that allows them to be accessed

The banner features the date "3/5 Apr" on the left. In the center, there is a logo for "classic 09TEST99" and the "British Water Ski" logo. On the right, the text reads "EAME Under 21 Championships 2008 - TEST" with "Test Site" below it, and "html pdf" in the top right corner.